



INDUSTRIAL FLUID POWER COMPONENTS
AND SYSTEMS



FW1022 SERIES

Direct Acting Relief Valves




FW1022-3500



FW1022 Series Direct Acting Relief Valves

Standard Material

- Steel Body, Cap, Stem, Bonnet Cap, Adjustment Screw & Guide
- 440C SS Poppet & Seat
- Chrome Vanadium Spring



FW1022-3500

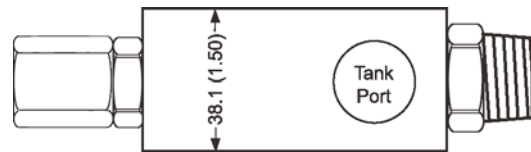
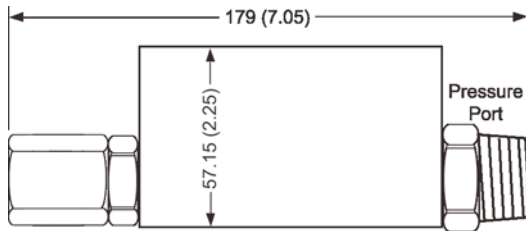
Operating Pressure

- Valve Supplied Set at: 500 psi thru 6500 psi
(Pressures Set at flow 1 gpm)

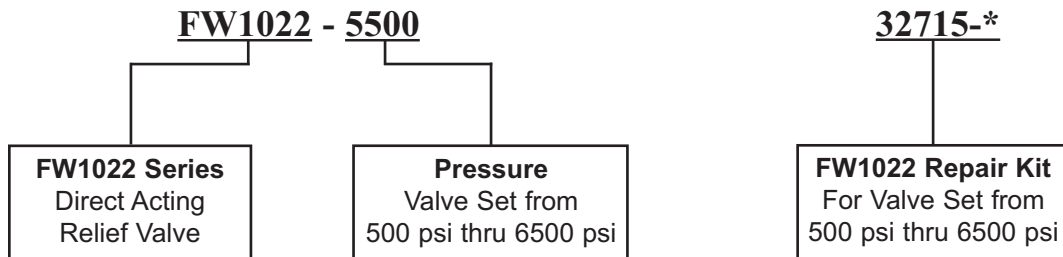
Inlet: 3/4" Male NPT
Outlet: 3/4" NPT Female NPT

Dimensional Data

Units: mm (inches)



Ordering Information



*Emergency Relief Valve:
Chatters upon opening to alert operator.
This valve must be plumbed directly back to tank.*