



INDUSTRIAL FLUID POWER COMPONENTS
AND SYSTEMS



PS30 SERIES

Pressure Switches



Standard Features

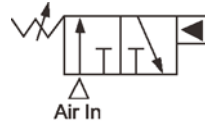
- Hydraulic Input - Pneumatic Output
- Stainless Wetted Parts
- Anodized Aluminum Body
- For Pilot Circuits Only
- CV = .15
- 5 to 10% Dead Band



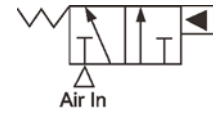
PS30L-3K-NC

Operating Pressure

- Air Pressure: 150 psi
- Hydraulic Pressure: 150 - 3000 psi



Normally Open



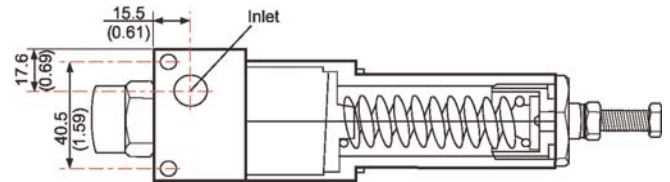
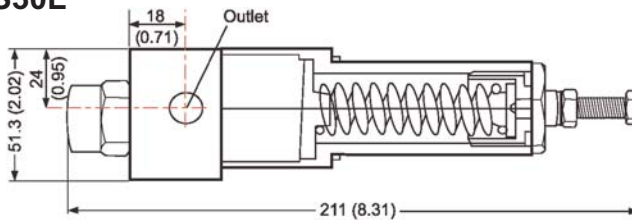
Normally Closed

Dimensional Data

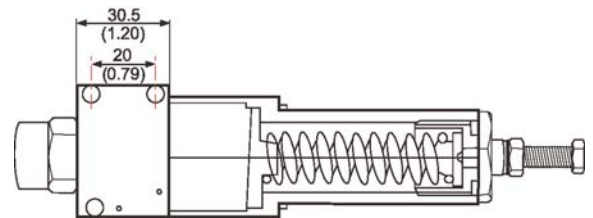
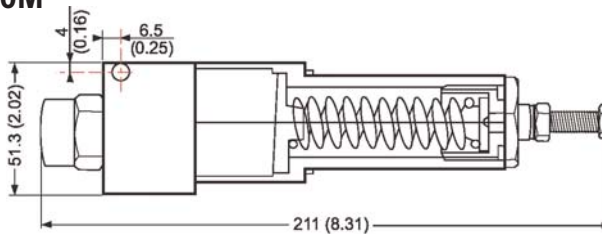
Units: mm (inches)

(All Ports 1/4" FNPT)

PS30L



PS30M



Ordering Information

PS30 - L - 3K - NC

